

In case of discrepancies between the French and the English text,
the French text shall prevail

Manual of electronic transmission for report S 4.1 «Non balance sheet information»

Banque centrale du Luxembourg

Contents

1	Introduction	3
2	Transmission.....	4
2.1	Attribution of the file name.....	4
2.2	Means of transmission	5
3	Visualisation of the XML scheme for report S 4.1	6
3.1	The attributes	9
3.2	The branch Header	10
3.3	The content of the balance sheet	13
4	Format of variables in the XML file	15
1	Introduction	3
2	Transmission.....	4
2.1	Attribution of the file name.....	4
2.2	Means of transmission	5
3	Visualisation of the XML scheme for report S 4.1	6
3.1	The attributes	7
3.2	The branch Header	7
3.3	The content of the balance sheet	10
4	Format of variables in the XML file	12
1	Introduction	3
2	Transmission.....	4
2.1	Attribution of the file name.....	4
2.2	Means of transmission	5
3	Visualisation of the XML scheme for report S 4.1	6
3.1	The attributes	7
3.2	The branch Header	7
3.3	The content of the balance sheet	10
4	Format of variables in the XML file	12

1 Introduction

This manual details the technical characteristics that must be observed for the electronic transmission of report S 4.1 «Non balance sheet information».

The instructions relating to the data collection are described in the documents Instructions and Report for report S 4.1 «Non balance sheet information».

The objective of this manual is to describe the general principles of the reporting in XML format for report S 4.1 «Non balance sheet information».

The XML scheme and a technical documentation are available for downloading on the BCL's website. It is important to know that the design of the XML reporting is based on a ~~th~~ree structured menu.

The data to be reported must satisfy the general checks of the format or the belonging to a code list. The possibilities of the code also depend on the level of the data in the ~~th~~ree structured menu.

The scheme contains format constraints for the data, but it does not necessarily specify the validity of a code that respects the format. The nomenclature as well as the verification rules defined in this manual must be respected.

2 Transmission

2.1 Attribution of the file name

The file name structure is the following:

S0401_aaaamm_Rrrrrrrr_Dddddddd_aaaammdd_nnn

Where:

- S0401 represents the code of the statistical report S 4.1
- aaaamm represents the year and the month the data refers to
- R identifies the type of the reporter
The reporter is the entity that submits the data. Banks must use the letter B.
- rrrrrrrr allows the identification of the reporter
The identification numbers are allocated by the CSSF and/or the BCL. The digits on the left are equal to "0".
Example: bank 999 is identified by 000000999.
- D identifies the type of *declarant*
The declarant is the entity whose data are reported. Banks must use the letter B.
- dddddddd allows the identification of the *declarant*
- The identification numbers are allocated by the CSSF and/or the BCL. The digits on the left are equal to "0".
Example: bank 999 is identified by 000000999.
- aaaammdd is the creation date of the file
- nnn is the sequential number of the file
The sequential number of the file allows to separately identify files that are created on the same day for the same report. It should be noted that a new sequence must be started each day and that the sequential number starts at 001; thus 000 must not be used.

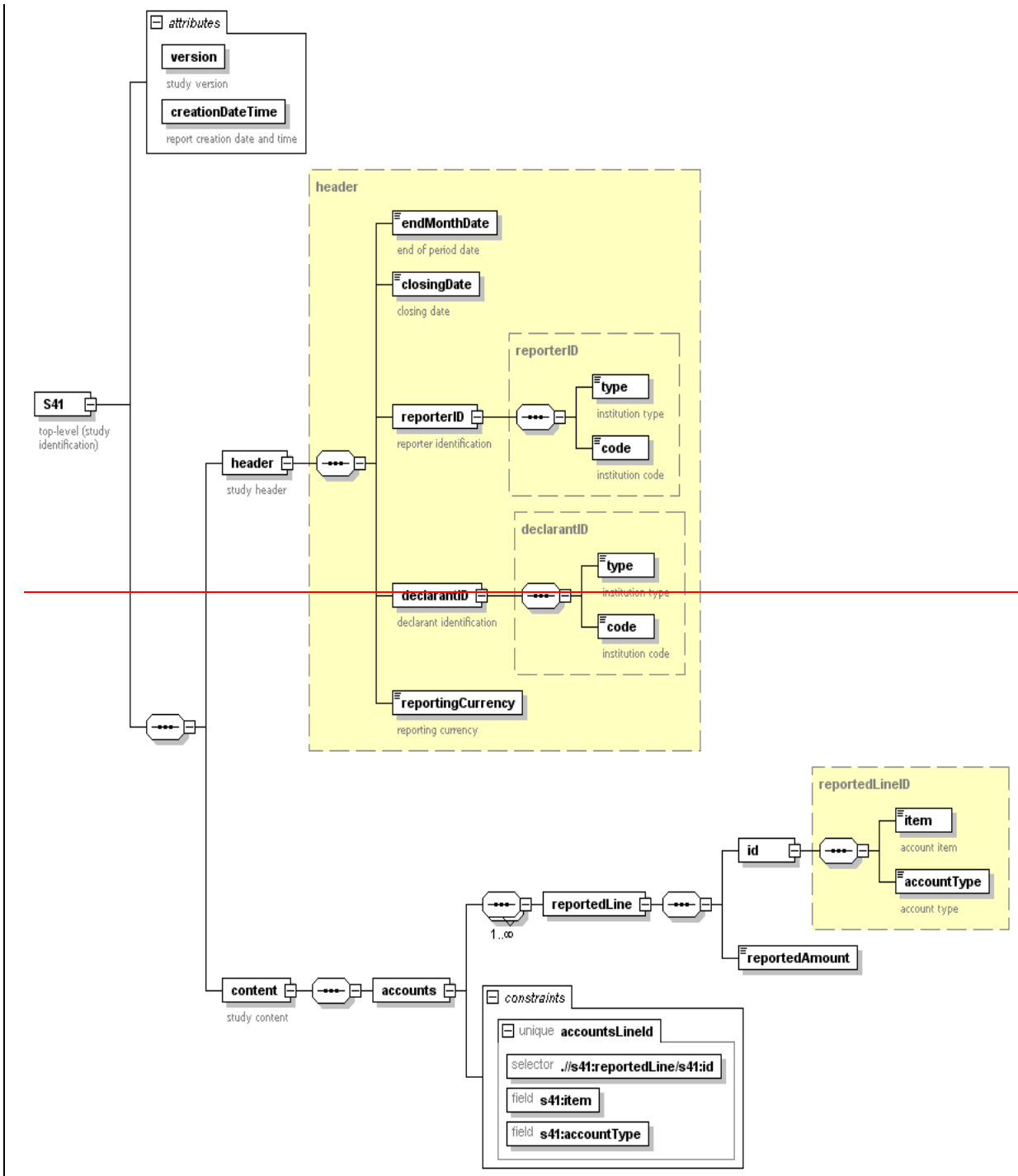
Example 1:

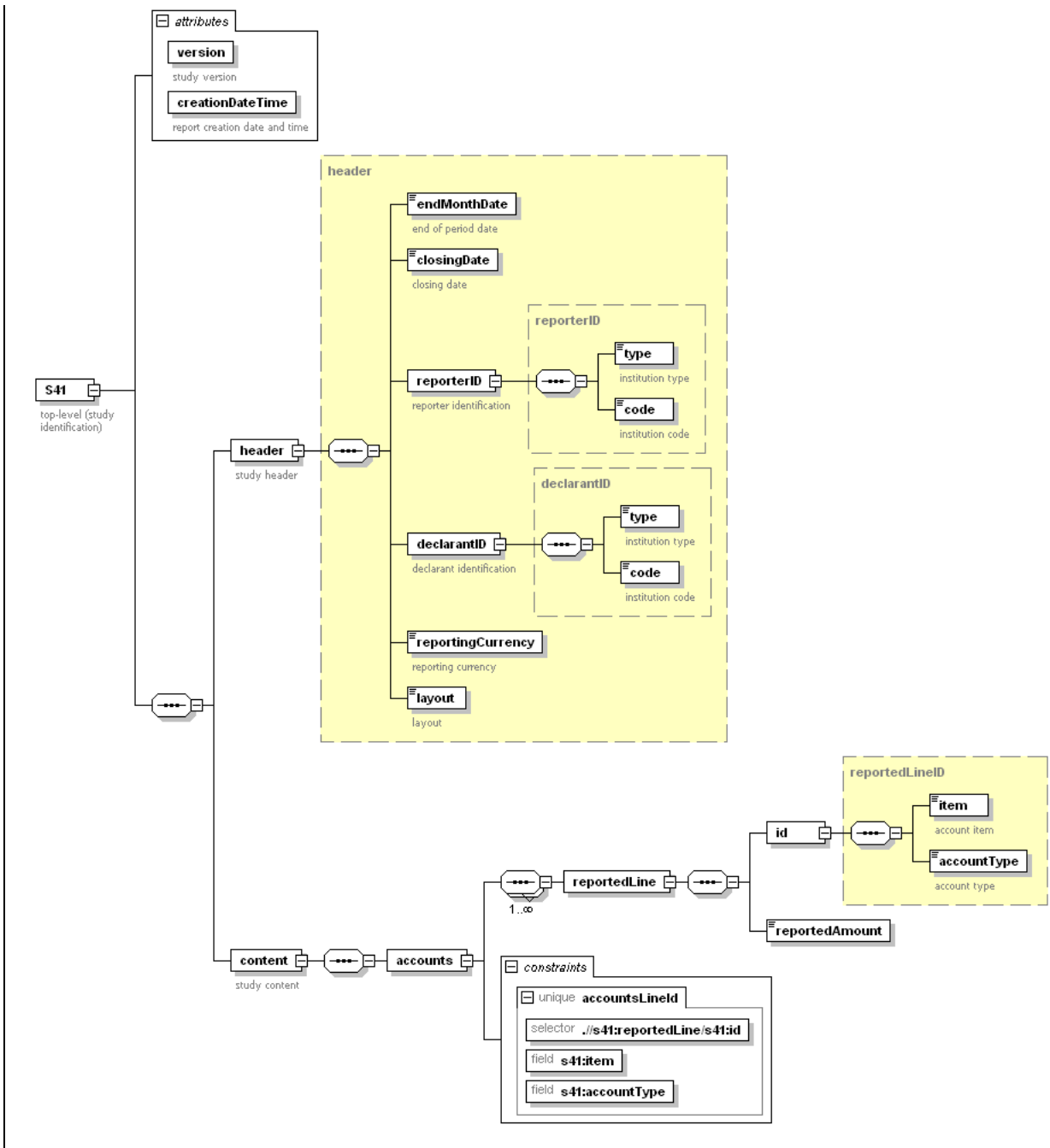
S0401_201012_B000000999_B000000999_20110120_001.xml corresponds to the first file created on 20 January 2011~~09~~, submitted by bank number 999 and the data refers to bank number 999 for the period December 2010.

2.2 Means of transmission

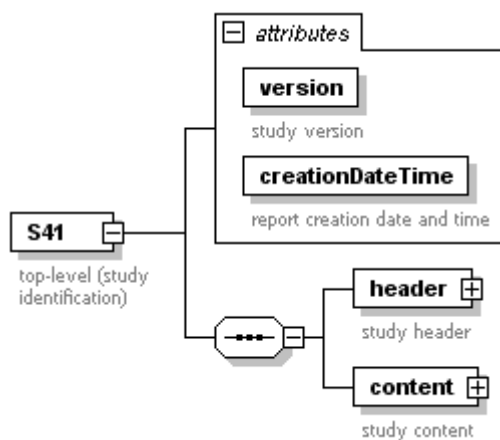
The BCL accepts the use of the current electronic transmission channels offered by Cetrel and Finesti. However, the BCL is also willing to accept a new secure transmission channel that is accepted by both, the BCL and the reporting agents.

3 Visualisation of the XML scheme for report S 4.1



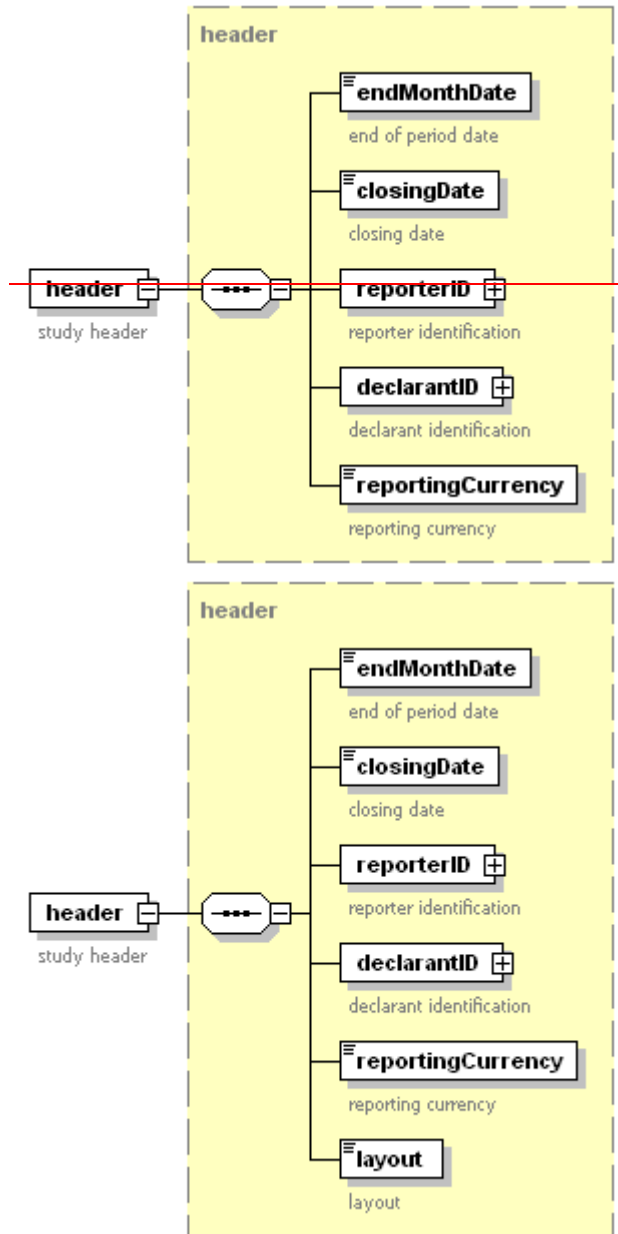


3.1 The attributes



The attribute (*version*) identifies the version of the XML scheme used for the reporting.
The attribute (*creationDateTime*) identifies the creation date and the time of the report.

3.2 The branch Header



The date of the end of the reference month (*endMonthDate*) corresponds to the last day of the month the data relates to.

The closing date (*closingDate*) corresponds to the calculation date of establishment of the data.

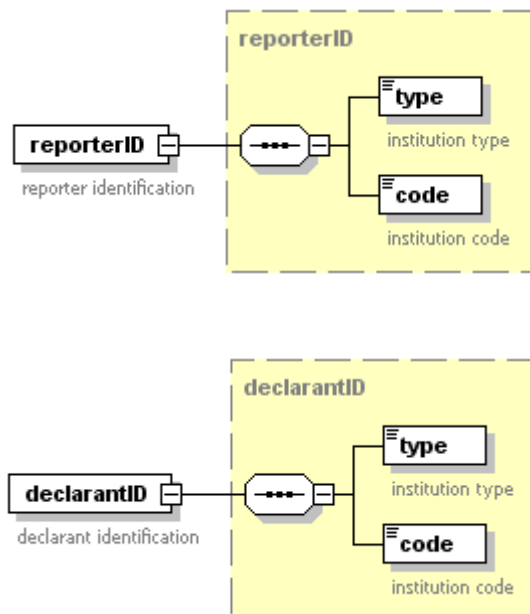
Example:

For instance, for report S 4.1 «Non balance sheet information» of December 2011:

- the end of Month date is 31.12.2011
- the closure date is for instance 30.12.2011

Indeed, since 31 December 2011 is a Saturday, the data are normally established on the last working day before 31 December 2011.

The identification of the reporter (*reporterID*) and of the declarant (*declarantID*) include each the type of the identification number (*type*) and the identification number (*code*).



The association of number types and authorised values are:

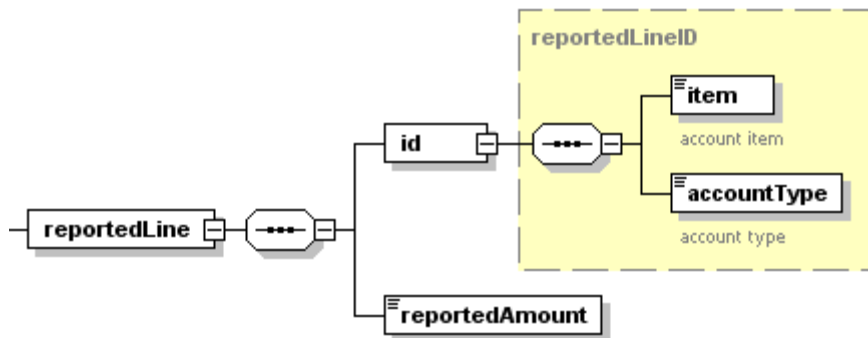
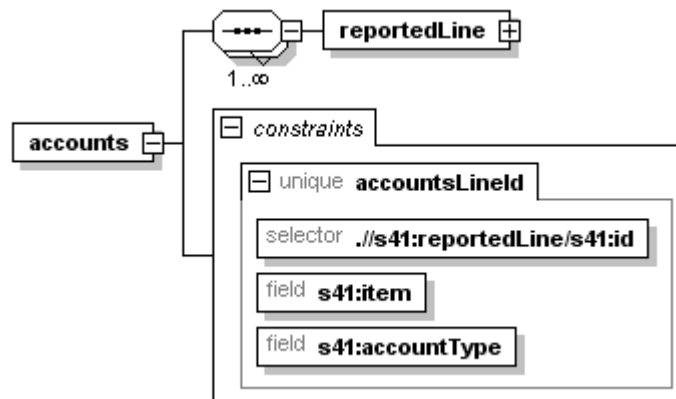
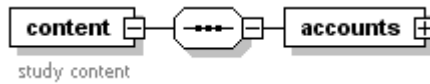
Type	Code
23	Identification Number allocated by the CSSF to banks

The currency of the reporting (*reportingCurrency*) must be the accounting currency - i.e. the currency of the capital - of the credit institution.

The layout (*layout*) indicates the version number of report S 4.1. The report S 4.1 that enters into force in June 2010 will be the first version of this report which means that it will be layout «0».

3.3 The content of the balance sheet

The content refers to the number of accounts opened by customers.



The balance sheet line (*reportedLine*) is identified by the item (*item*) and the type of account (*accountType*).

Reporting agents must refer to the reporting instructions of report S 4.1 «Non balance sheet information» in order to report only the accounting items as well type of account that are requested by the reporting instructions of report S 4.1 «Non balance sheet information».

The amount reported (*reportedAmount*) corresponds to the number of accounts reported in the balance sheet under the same line identifier. It is expressed in units.

4 Format of variables in the XML file

Variables	format xml	Maximum	Pattern	Example
creationDateTime	datetime		YYYY-MM-DDThh:mm:ss	2011-12-30T23:59:59
endMonthDate	date		YYYY-MM-DD	2011-12-31
closingDate	date		YYYY-MM-DD	2011-12-30
reporterID/type	string	2 characters	[0-9]{2}	23
reporterID/code	string			999
declarantID/type	string	2 characters	[0-9]{2}	23
declarantID/code	string			999
reportingCurrency	string	3 characters	[A-Z]{3}	EUR
item	string	5 characters	[1-3]-[0-9A-Z]{3}	2-026
accountType	string	4 characters	[A-Z]{4}	TRAD
reportedAmount	decimal	5 decimals		6589

- The *datetime* format is used to specify a date and a time: YYYY-MM-DDThh:mm:ss
where:
YYYY indicates the year, MM indicates the month, DD indicates the day
T indicates the start of the required time section
hh indicates the hour, mm indicates the minute, ss indicates the second
- The *date* format is used to specify a date: YYYY-MM-DD
where:
YYYY indicates the year, MM indicates the month, DD indicates the day

Detailed information on xml standard is available on the web site under the following address: <http://www.w3schools.com/>