

In case of discrepancies between the French and the English text,  
the French text shall prevail

# **Electronic transmission manual for the BOP 1.1 report « Breakdown of selected items from the credit institutions profit and loss account»**

**Banque centrale du Luxembourg**

## Contents

1	Introduction .....	3
2	Transmission.....	4
	2.1 Attribution of the file name.....	4
	2.2 Means of transmission .....	5
3	Visualisation of the XML schema for report BOP 1.1 .....	6
	3.1 Attributes.....	7
	3.2 Branch Header.....	8
	3.3 Content of data records.....	10
4	Empty report.....	11
5	Format of variables in the XML file .....	12

# 1 Introduction

This manual specifies the details of technical features for the electronic transmission of report BOP 1.1 «Breakdown of selected items of the credit institutions profit and loss account».

The instructions concerning data collection are referred to the documents:

- «Definitions and concepts for the balance-of-payments reporting of credit institutions and the financial services of “Entreprises des Postes et Télécommunications” », and
- «BOP 1.1 report - Breakdown of selected items from the credit institutions profit and loss account».

The present manual is aimed at describing the general principles of reporting in XML format for report BOP 1.1. The XML schema and a technical documentation are available for download from BCL's website. As a prominent feature the design of XML reporting is based on a tree structure.

Report data must not only satisfy general format requirements but also code list coherence. Codification practice is determined by the location of data in the tree structure.

The scheme contains format constraints for the data, but it does not necessarily specify the validity of a code respecting the format. Classification and verification rules of this manual must be respected.

## 2 Transmission

### 2.1 Attribution of the file name

The file name structure is the following:

BOP101\_aaaammdd\_Rrrrrrrrr\_Dddddddddd\_aaaammdd\_nnn

where

- BOP101 identifies the BOP 1.1 statistical report
- aaaammdd represents the year, the month and the day which data refer to. In case the reporter opts for a monthly transmission, the last calendar day of the month has to be stated.
- R identifies the type of the reporting agent  
The reporting agent is the entity that transmits the data. Banks must use the letter B.
- rrrrrrrrr allows for the identification of the reporting agent  
The identification number is assigned by CSSF.  
Free digits on the left are filled with leading zeros.  
Example: Bank 999 is identified by 000000999.
- D identifies the type of reporter  
The reporter is the entity whose data are reported. Banks must use the letter B.
- dddddddd allows the identification of the reporter  
The identification number is assigned by CSSF.  
Free digits on the left are filled with leading zeros.  
Example: Bank 999 is identified by 000000999.
- aaaammdd is the creation date of the file
- nnn is the sequential number of the file  
The sequential number of the file allows for separately identifying files that are created on the same day for the same report. It should be noted that for each reporting day sequential numbers start with 001 again; thus 000 must not be used.

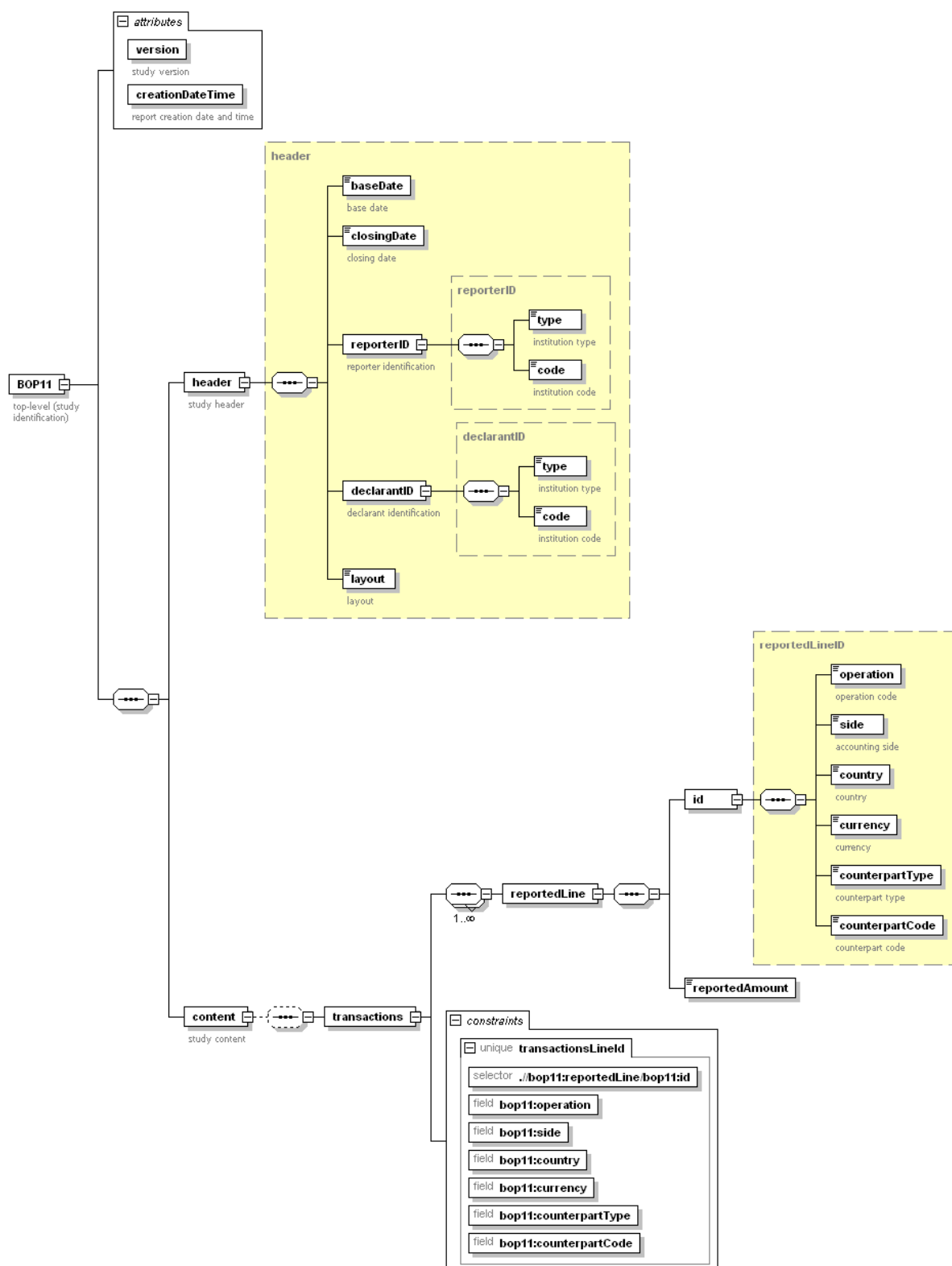
Example:

BOP101\_20120630\_B000000999\_B000000999\_20120714\_001.xml corresponds to the first file created on 14 July 2012, submitted by credit institution 999 and data referring to bank number 999 for the reference period 30 June 2012.

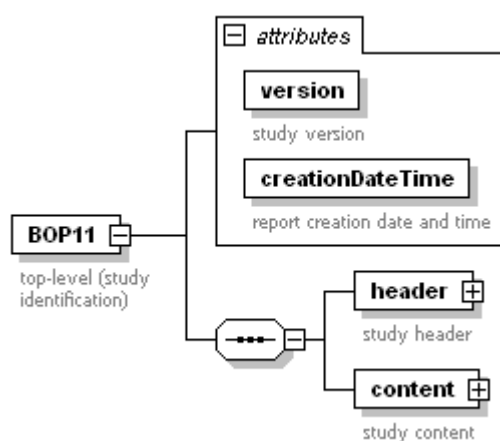
## **2.2 Means of transmission**

BCL accepts the use of current electronic transmission channels offered by Cetrel and Finesti. However, BCL remains open to any proposals for new secure telematics tools, agreed jointly by BCL and the reporting agents.

### 3 Visualisation of the XML schema for report BOP 1.1



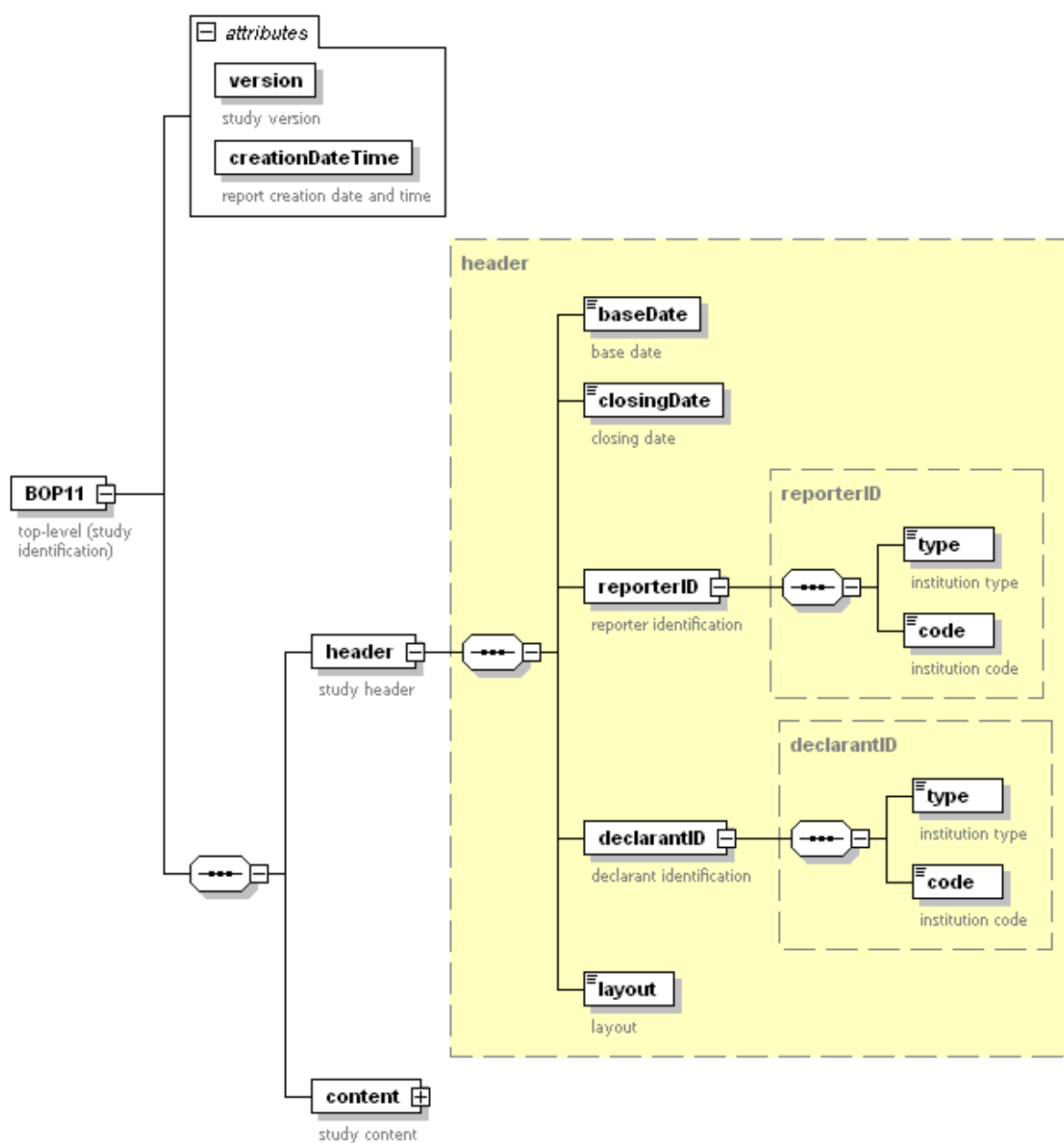
### 3.1 Attributes



The attribute (*version*) identifies the version of the XML schema used for the reporting.

The attribute (*creationDateTime*) identifies the creation date and the creation time of the report.

## 3.2 Branch Header



The reference date (*baseDate*) depends on the option chosen by the credit institution:

- in case of monthly transmission the last day of the month which the data refer to;
- in case of daily transmission the day which the data refer to.



The closing date (*closingDate*) corresponds to the date of data compilation.

Examples:

A credit institution submitting the data of report BOP 1.1 for July 2011 on a monthly basis:

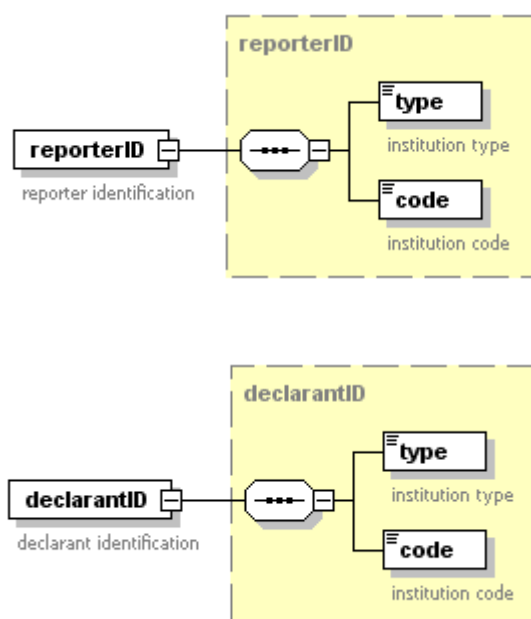
- the reference date of the transactions is 31.07.2011
- the closing date may be for instance 29.07.2011

Since 31 July 2011 falls on a Sunday the data are in fact compiled at the last working day, which is 29 July 2011.

A credit institution submitting the data of report BOP 1.1 for 15 July 2011 on a daily basis:

- the reference date of the transactions is 15.07.2011
- the closing date may be for instance 15.07.2011

The identification of the reporting agent (*reporterID*) and of the reporter (*declarantID*) includes both the type of the identification number (*type*) and the identification number (*code*).

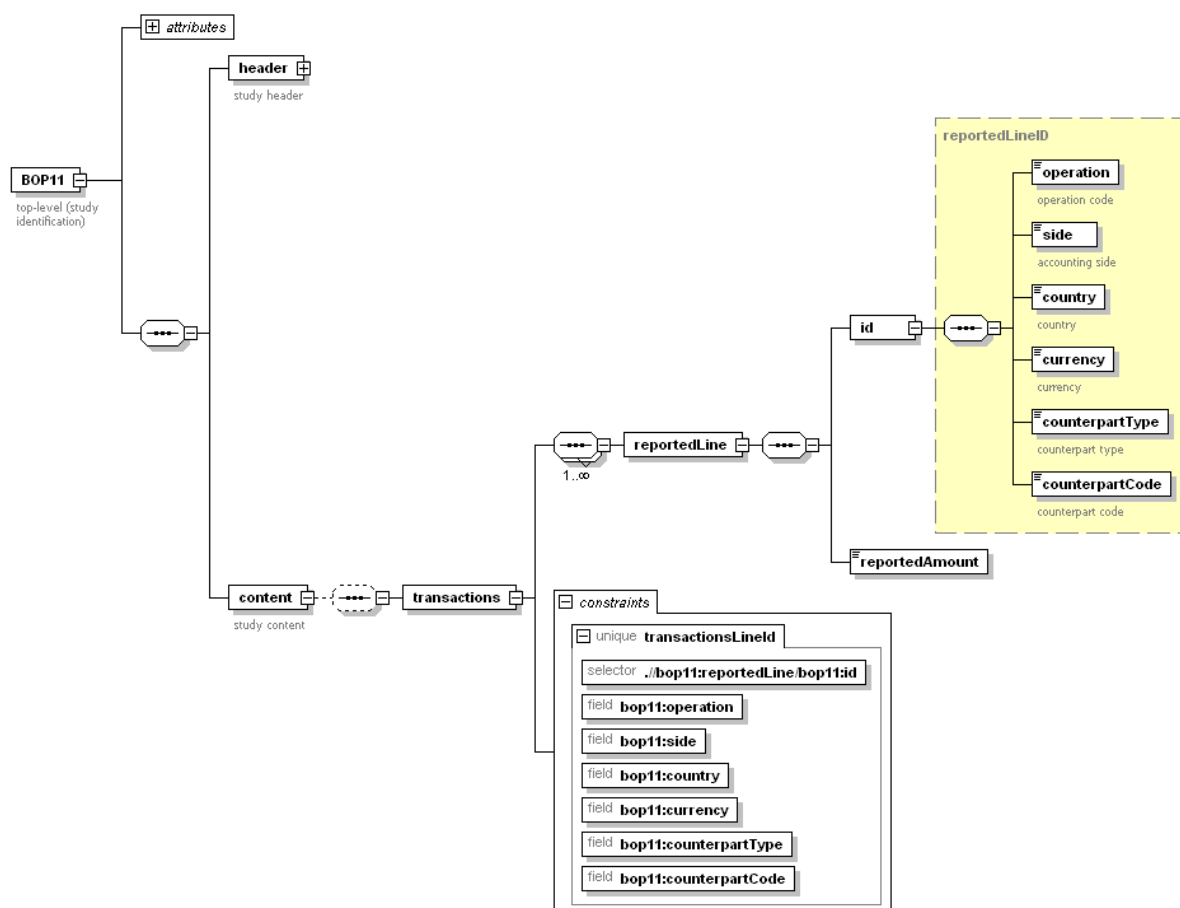


Authorised values for number types are:

Type	Code
23	Identification number allocated by CSSF to banks

The layout (*layout*) indicates the version number of report BOP 1.1. Report BOP 1.1 that comes into effect in September 2011 will be the first version of this report, which implies the current layout being «0».

### 3.3 Content of data records



Reporting agents are referred to the reporting instructions of report BOP 1.1 and report only the necessary items, such as the code for the transaction's economic nature (*operation*), the country code (*country*) and the currency (*currency*).

The amount reported (*reportedAmount*) is expressed either in the currency of the transaction or the currency of the profit and loss account. This currency is specified in the currency field (*currency*).

## 4 Empty report

Despite the absence of any cross-border transactions in a certain reference period, banks must submit an empty report by using the appropriate means of transmission.

The empty report has the following structure:

```
<?xml version="1.0" encoding="UTF-8"?>
<BOP11 xmlns="http://www.bcl.lu/2011/BOP1.1" creationDateTime="2011-01-
31T08:27:30" version="1.0">
  <header>
    <baseDate>2011-01-31</baseDate>
    <closingDate>2011-01-31</closingDate>
    <reporterID>
      <type>23</type>
      <code>999</code>
    </reporterID>
    <declarantID>
      <type>23</type>
      <code>999</code>
    </declarantID>
    <layout>0</layout>
  </header>
  <content>
  </content>
</BOP11>
```

The date of reference (*baseDate*) corresponds to the last calendar day of the month.

## 5 Format of variables in the XML file

Variables	format xml	Maximum	Pattern	Exemple
creationDateTime	datetime		YYYY-MM-DDThh:mm:ss	2011-07-29T23:59:59
Date of the transaction	date		YYYY-MM-DD	2011-07-31
closingDate	date		YYYY-MM-DD	2011-07-29
reporterID/type	string	2 characters	[0-9]{2}	23
reporterID/code	string	3 characters	[0-9]{3}	999
declarantID/type	string	2 characters	[0-9]{2}	23
declarantID/code	string	3 characters	[0-9]{3}	999
operation	string	3 characters	[0-9]{3}	111
country	string	2 characters	[A-Z]{2}	DE
side	string	1 character	[CD]{1}	C or D
currency	string	3 characters	[A-Z]{3}	USD
counterpart/type	string	2 characters	[0-9]{2}	23
counterpart/code	string	3 characters	[0-9]{3}	999
reportedAmount	Integer	0 decimal place		562485

- The format *datetime* is used to specify a date and time:  
YYYY-MM-DDThh:mm:ss  
where  
YYYY indicates the year, MM indicates the month, DD indicates the day  
T indicates the start of the code's time section  
hh indicates the hour, mm indicates the minute, ss indicates the second
- The following date format is used to specify the field *date*: YYYY-MM-DD  
where  
YYYY indicates the year, MM indicates the month, DD indicates the day

Detailed information on the XML standard is available on the following website:  
<http://www.w3schools.com/> .