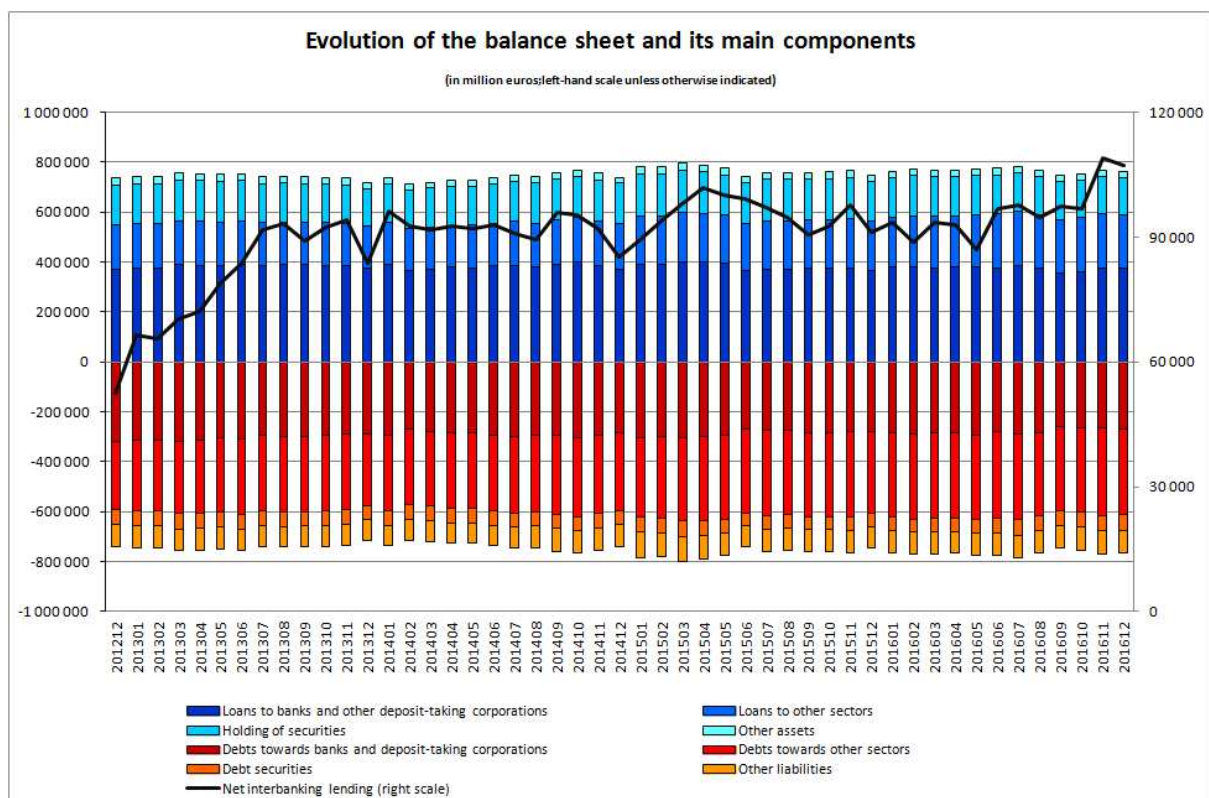


Luxembourg, 7 February 2017

Evolution of credit institutions' balance sheet

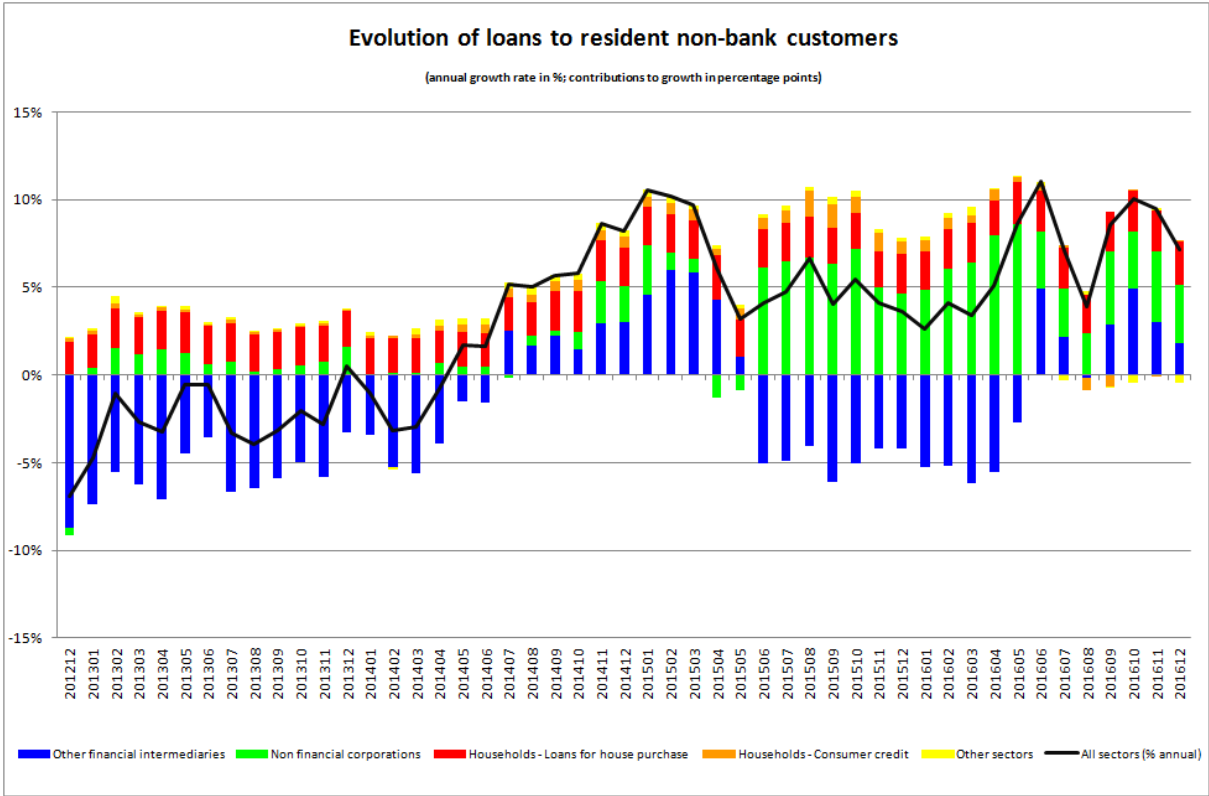
The Banque centrale du Luxembourg informs that, based on preliminary data, the aggregated balance sheet of credit institutions reached 763 668 million euros on 31 December 2016, compared to 768 441 million euros on 30 November 2016, a decrease of 0.6%. Between the months of December 2015 and December 2016, the aggregated balance sheet increased by 2.3%.



Net interbank lending, that is to say the difference between interbank loans and deposits, reached 107 269 million euros at the end of December 2016.

Loans to resident non-bank customers decreased by 2 590 million euros, or 3.3%, between November 2016 and December 2016. Between December 2015 and December 2016, these loans increased by 5 125 million euros (7.1%).

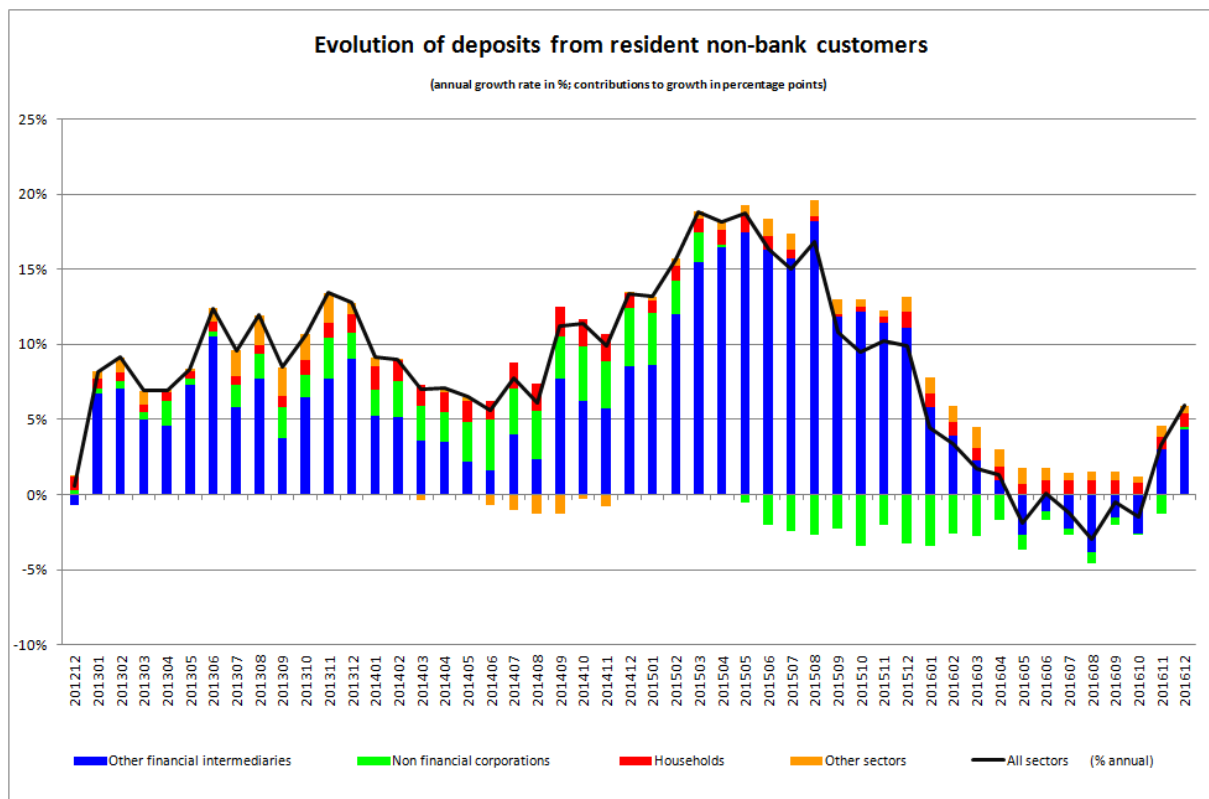
Statistical press release



The progression of loans to resident non-bank customers was largely attributable to its main components, that is to say loans to non-financial corporations (NFCs), loans to other financial intermediaries (OFIs) and lending to households for house purchases. At end-December 2016, the respective shares of these loans stood at 27.6%, 28.6% and 33.8%. All three of these components continued to progress between December 2015 and December 2016. Indeed, during that time period, loans to NFCs rose by 2 405 million euros (12.8%), loans to OFIs by 1 285 million euros (6.2%) and loans for house purchases by 1 738 million euros (7.2%).

With regard to the liability side, deposits from the resident non-bank sector decreased by 1 979 million euros (0.9%) between 30 November 2016 and 31 December 2016. On an annual basis, these deposits increased by 12 391 million euros, or 5.9%.

Statistical press release



Between December 2015 and December 2016, the increase in deposits from the resident non-banking sector was largely attributable to its main component, that is to say deposits from the OFI sector, which had a share of 70.7% as at 31 December 2016 and comprised deposits made by monetary and non-monetary investment funds. Indeed, over the last twelve months, resident OFI deposits increased by 9 057 million euros, or 6.1%. With regard to other sectors, resident household deposits increased by 1 877 million euros, or 5.8%, while resident NFC deposits increased by 346 million euros (2.4%).

Finally, it should be noted that 141 credit institutions were officially registered in Luxembourg at end-December 2016.

The tables pertaining to the balance sheet of credit institutions can be consulted on the BCL's website on the following page:

http://www.bcl.lu/en/statistiques/series_statistiques/11_etablissements_credit/index.html

Statistical press release

If you have any further questions, we are at your disposal at the following phone number 4774-4243 /-4265.



Département Relations internationales et communication

Section Communication L-2983 Luxembourg

Télécopieur: +352 4774-4910

info@bcl.lu