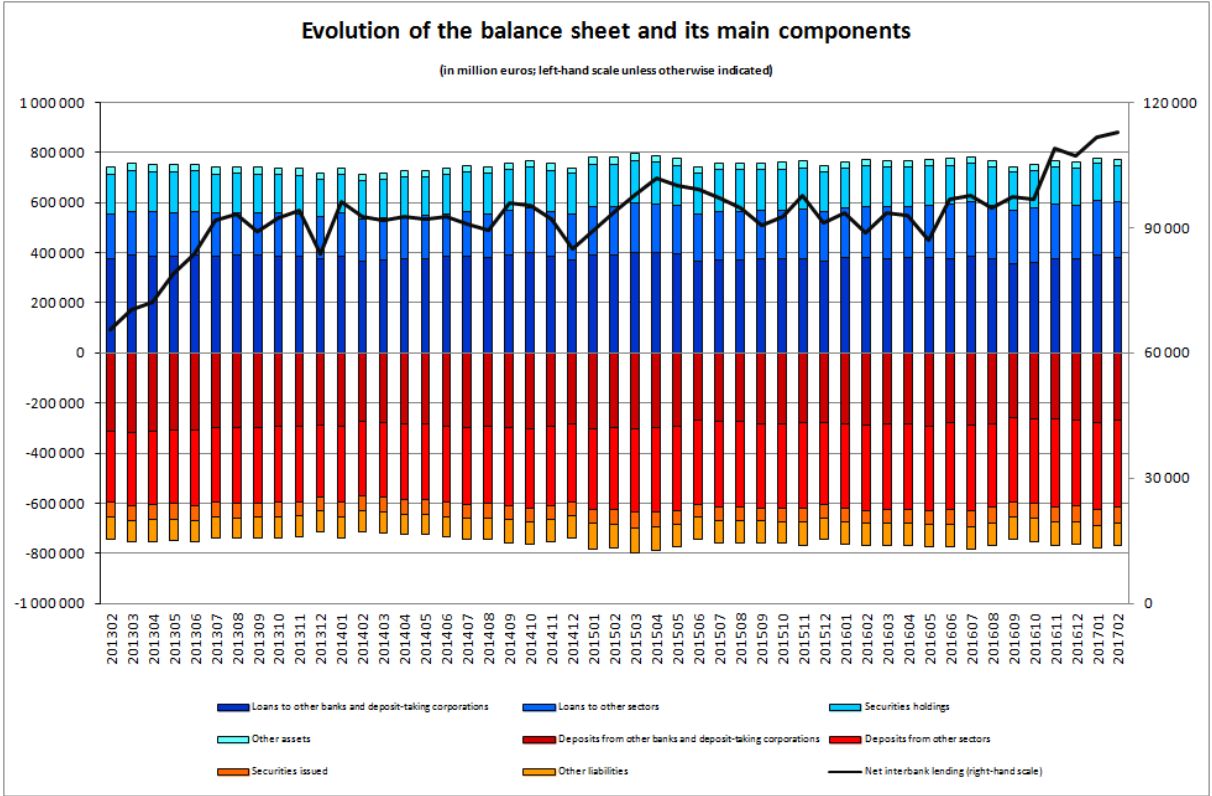


Luxembourg, 10 April 2017

Evolution of credit institutions’ balance sheet

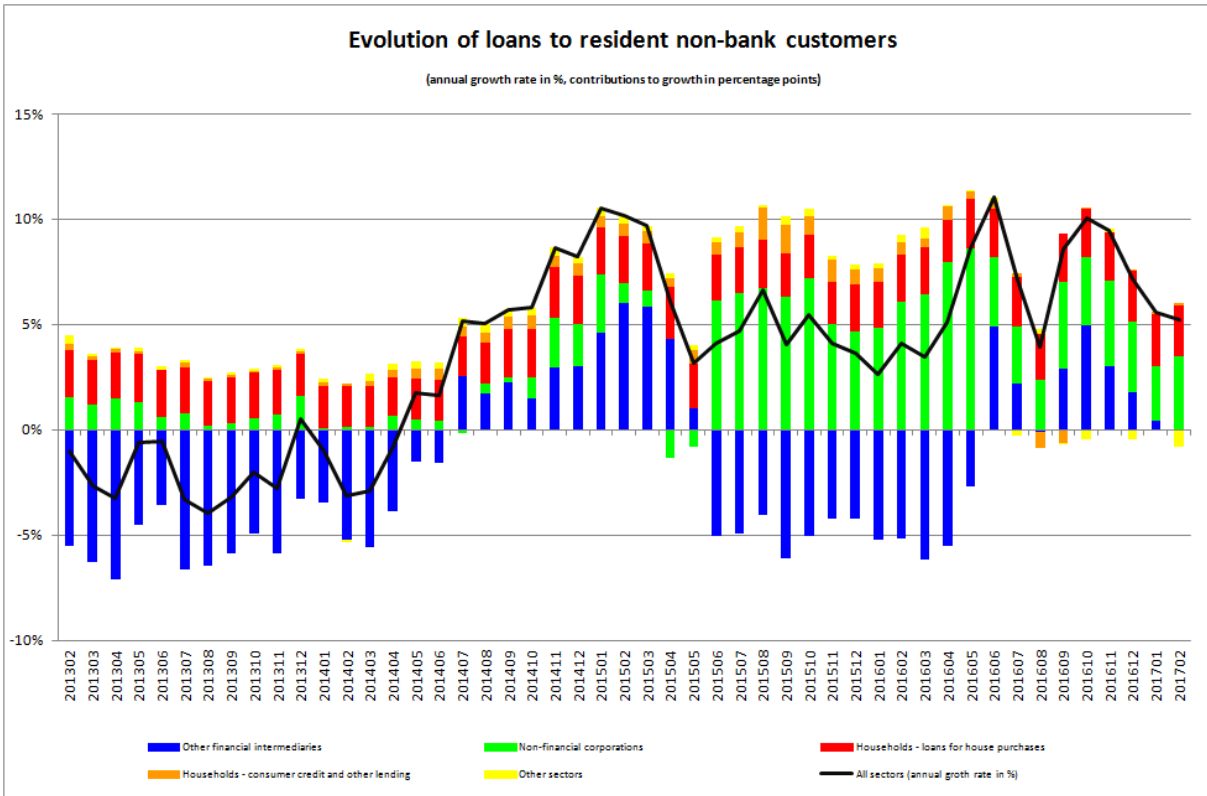
The Banque centrale du Luxembourg informs that, based on preliminary data, the aggregated balance sheet of credit institutions reached 771 265 million euros on 28 February 2017, compared to 777 500 million euros on 31 January 2017, a decrease of 0.8%. Between the months of February 2016 and February 2017, the aggregated balance sheet remained relatively constant.



Net interbank lending, that is to say the difference between interbank loans and deposits, reached a new historical high at 112 976 million euros at the end of February 2017.

Loans to resident non-bank customers increased by 208 million euros, or 0.3%, between January 2017 and February 2017. Between February 2016 and February 2017, these loans increased by 3 810 million euros (5.1%).

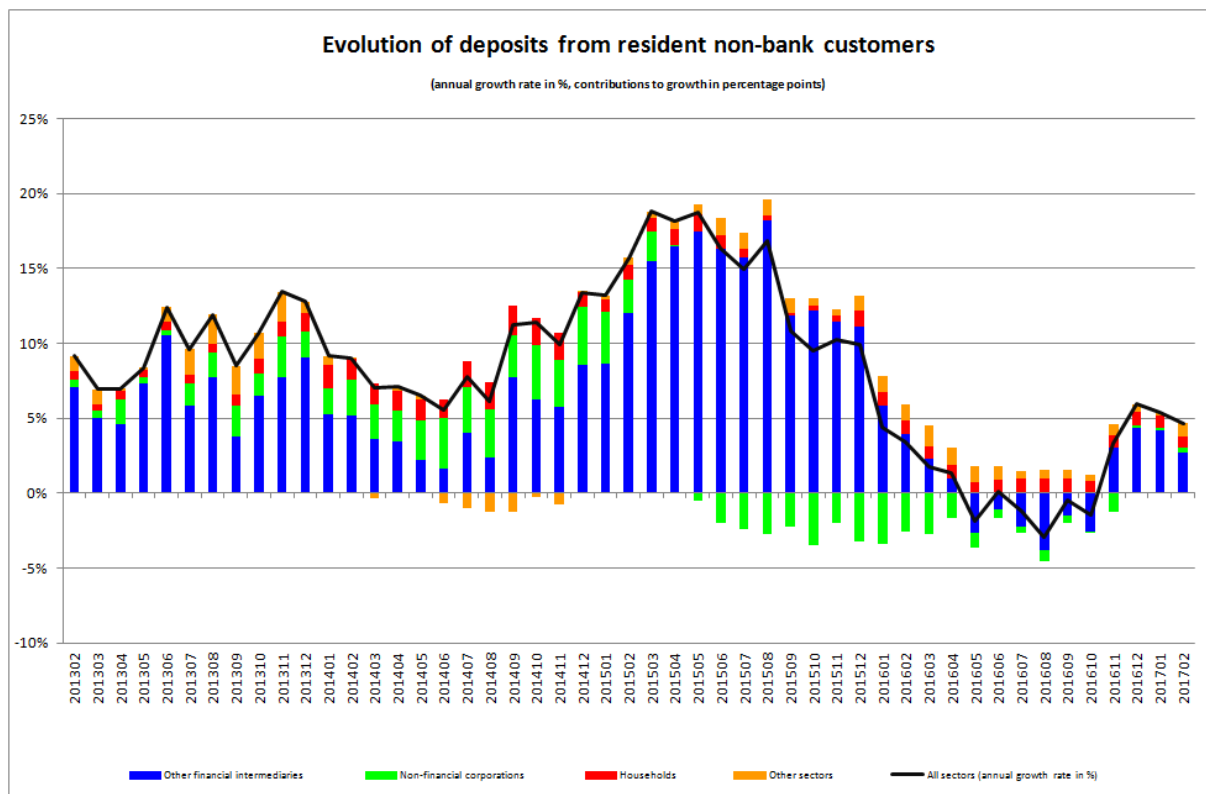
Statistical press release



The progression of loans to resident non-bank customers was largely attributable to its main components, that is to say loans to non-financial corporations (NFCs), loans to other financial intermediaries (OFIs) and lending to households for house purchases. At end-February 2017, the respective shares of these loans stood at 27.7%, 29.1% and 35.5%. With the exception of loans to OFIs, these components continued to progress between February 2016 and February 2017. Indeed, during that time period, loans to NFCs rose by 2 582 million euros (13.5%) and loans for house purchases by 1 788 million euros (7.4%), while loans to OFIs decreased by 16 million euros (-0.1%).

With regard to the liability side, deposits from the resident non-bank sector increased by 1 516 million euros (0.7%) between 31 January 2017 and 28 February 2017. On an annual basis, these deposits increased by 9 843 million euros, or 4.6%.

Statistical press release



Between February 2016 and February 2017, the increase in deposits from the resident non-banking sector was largely attributable to its main component, that is to say deposits from the OFI sector, which had a share of 69.5% as at 28 February 2017 and comprised deposits made by monetary and non-monetary investment funds. Indeed, over the last twelve months, resident OFI deposits increased by 5 643 million euros, or 3.8%. With regard to other sectors, resident household deposits increased by 1 653 million euros, or 5.0%, while resident NFC deposits increased by 699 million euros (4.7%).

Finally, it should be noted that 142 credit institutions were officially registered in Luxembourg at end-February 2017.

The tables pertaining to the balance sheet of credit institutions can be consulted on the BCL's website on the following page:

http://www.bcl.lu/en/statistics/series_statistiques_luxembourg/11_credit_institutions/index.html

Statistical press release

If you have any further questions, we are at your disposal at the following phone number 4774-4243 /-4265.



Département Relations internationales et communication

Section Communication

L-2983 Luxembourg

Télécopieur: +352 4774-4910

info@bcl.lu