



Target Consolidation Training

Virtual Info session n°2 on Connectivity

2021-09-28

11h00 – 12h00

WEBEX EVENT

For A2A and U2A SIA users



Event rules

Join Event Now

To join this event, provide the following information.

First name:

Last name:

Email address:

Event password:



Q&A

- **Make sure you respect the naming convention**
 - First name = Full name (first name + last name)
 - Last name = Bank name
 - Email = Professional email address
- **Please mute your Microphone**
- **Questions allowed in the chat or by raising hand**
 - In case of too many questions, send your question to Target.conso@bcl.lu
- **Do not forget to lower hand after having asked a question**

Agenda

0. Welcome
1. Training session agenda
2. Connectivity general aspects (BCL presentation)
3. Connectivity technical aspects (SIA presentation)
4. Planning



1. Training session agenda

Training agenda

TARGET CONSOLIDATION PROJECT BCL Training sessions for future MCA holders in Luxembourg 2021 Program							
	What ?		When ?	How long ?	Who attends ?		
n°	Topic	details	Event Date 2021	Session format	Configuration A A2A + U2A	Configuration B U2A only	Configuration C Co-managed
1	Registration forms	How to fill in the form and send it to the BCL ?	28-sept Postponed	1h morning Session	YES	YES	YES
2	Connectivity	Focus on connectivity testing and upcoming milestones	28-sept	1h morning Session	YES	YES	NO
3	Introduction - Basic concepts	Vision 2020, ESMIG, A2A vs U2A, MCA vs DCA	17-nov	1h morning Session	YES	YES	YES
4	Introduction - Business day	New Business day in TARGET services	17-nov	1h morning Session	YES	YES	Optional
5	CRDM Reference data - Basics	Account details and how to create users ? How to assign roles and privileges ?	22-nov	1h morning Session	YES	YES	NO
6	CRDM Reference data - Configuration	How to configure my account ? How to set-up reports and messages ?	22-nov	1h morning Session	YES	YES	NO
7	CLM - Liquidity management	How do I manage my liquidity in CLM?	23-nov	1h morning Session	YES	YES	NO
8	CLM - CB services	Central bank services: Minimum reserves, Standing Facilities, etc	23-nov	1h morning Session	YES	YES	NO
9	CLM - ISO 20022 messages	Focus on CLM ISO 20022 key messages	23-nov	1h morning Session	YES	NO	NO
10	RTGS - Liquidity management	How to manage liquidity on RTGS? Interaction with other services	24-nov	1h morning Session	YES if RTGS	YES if RTGS	NO
11	RTGS - Payments	How do I instruct a payment?	24-nov	1h morning Session	YES if RTGS	YES if RTGS	NO
12	RTGS - ISO 20022 messages	Focus on RTGS ISO20022 key messages	24-nov	1h morning Session	YES if RTGS	NO	NO
13	Testing and migration	Testing and migration in 2022	25-nov	1h morning Session	YES	YES	NO
14	Additional features	Billing, datawarehouse	25-nov	1h morning Session	YES	YES	NO
15	Co-management	Focus on co-manager activities	26-nov	1h morning Session	YES if co-manager	YES if co-manager	Optional
16	Co-management	Focus on co-managees activities	26-nov	1h morning Session	Optional	Optional	YES

Training agenda

Training organization

- Participation is mandatory for all banks according to their configuration
- Maximum of 3 participants per bank for session 1. and 3.
- Maximum of 4 participants per bank for other sessions
- Please save the dates
- Invitations sent to Project manager distribution list
- PM are invited to forward the invitation to the right person depending on the topic
- Link of the webex sent 2 weeks before each event
- No registration needed
- Training material to be shared after the sessions



2. Connectivity general aspects by the BCL

Connectivity testing principles

- The Connectivity testing is a **mandatory test phase** of the User Testing.
- Its purpose is to demonstrate the participants' ability to reach the new **ESMIG** (Eurosystem Single Market infrastructure Gateway) that allows them to connect to the Target Services.
- Prior to starting the connectivity test, the participant will ask its NSP to be included in the **Target CUG** (closed group of users); the NSP will pass that request to the BCL which will process it.
- Participants are asked to send **evidence of their successful connection to the BCL** (A2A participants shall send two pieces of evidence, one for U2A and one for A2A)
- The Connectivity Test cycle **started on 1st Sep 2021** (notification by BCL on 31 Aug) and will remain **open until 31 Nov 2021**
- These dates are reflected in the Eurosystem Target Consolidation key milestones plan

Overview of TARGET services connectivity to ESMIG

- Following the re-scheduling of the T2-T2S Consolidation project, **TIPS** and **T2S** will move to ESMIG **before the T2 service**
- **TIPS** will use a full ESMIG connection **as of November 2021**
- **T2S** will be accessed via ESMIG **as of June 2022** as the current **License Agreement** governing the connectivity to T2S will **expire in June 2022**
- **ECMS** is the last service connecting to ESMIG as of its planned go-live date **in November 2023**

**TARGET Instant
Payment Settlement
(TIPS)**



**TARGET 2 Securities
(T2S)**



**T2 service
(T2-T2S Consolidation
project)**

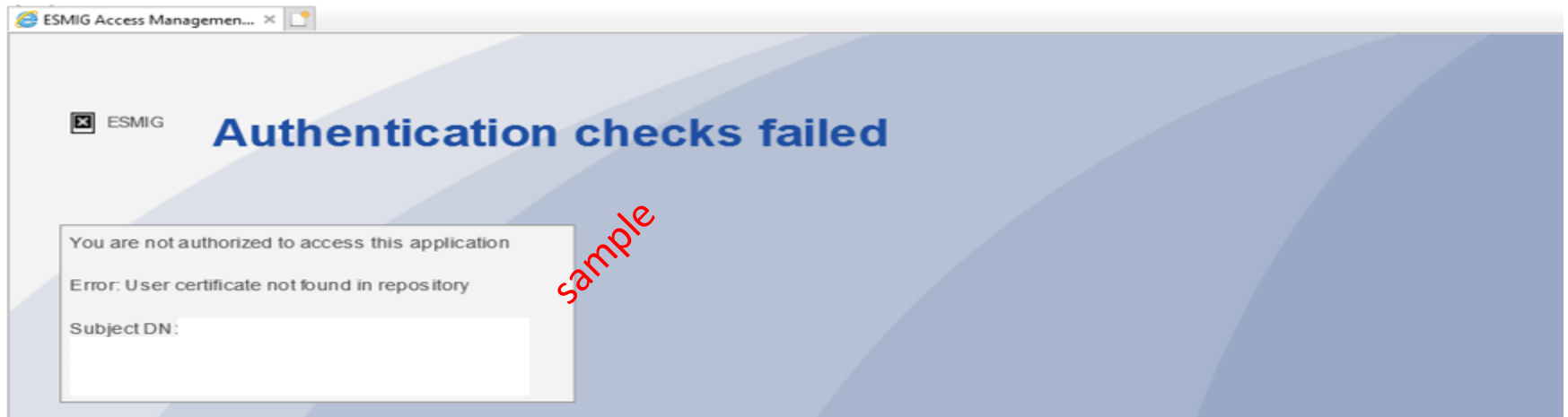


**Eurosystem Collateral
Management System
(ECMS)**

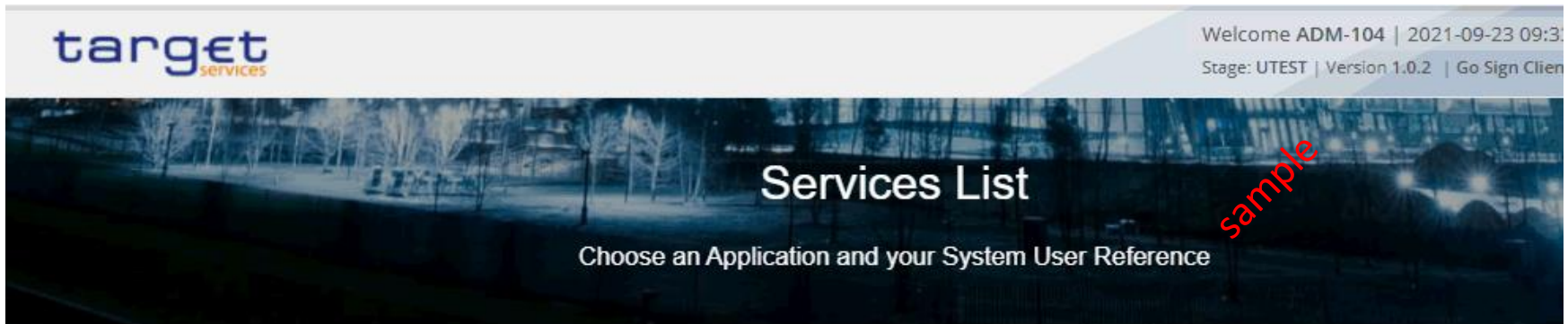


U2A connectivity

Participants are invited to send to target.conso@bcl.lu their **proof of U2A connectivity** which is a print screen of the ESMIG Landing page.



Note that you will rather get the below message if you are already a TIPS user.



A2A connectivity

Initially, the BCL expected to receive a copy of the admi.007 rejection notice to evidence your A2A connection.

However, several configurations were detected where admi.007 messages were not released although the participant's A2A configuration was enabled.

Therefore, the valid evidence evolve:

- For Store and Forward traffic (used for settlement messages) it is possible to subscribe for the Delivery Notification to get the confirmation from your NSP that your message was delivered to T2.
- For Real Time traffic (used for queries), an admi.007 'time out' is sent after 40 seconds to inform about the triggering of the timeout management process (which is an expected behavior as no backend module is present).

The real-time transfer, which requires that both parties, i.e. the sender and the receiver, are available at the same time to exchange the relevant data. In case of unavailability of the receiver, no retry mechanism is foreseen.

The store-and-forward message and file transfer, which enables the sender to transmit messages or files even when the receiver is not available. In case of temporary unavailability of the receiver, the NSP stores the files and delivers them as soon as the receiver becomes available again.



3. Connectivity technical aspects by SIA



BCL-SIA Session about Connectivity

Focus on T2 connectivity test


27th September 2021

- Current state
 - Customer is already connected to SIAnet
 - Customer is using ESMIG TIPS service in Production
- Next step
 - Customer is preparing for ESMIG T2 connectivity test
 - U2A
 - A2A



U2A connectivity test 1/2

- Completed
- Order virtual tokens (same as TIPS)
- Create user certificates (same as TIPS)
- Setup user workstation (same as TIPS)
- Network configuration (same as TIPS)
- WIP
- Join U2A.UTEST.T2 domain (done)
 - BCL approval
 - ESMIG Operator approval
 - SIA VPN GTW configuration



U2A connectivity test 2/2

To be completed

- Connect to SIA VPN Gateway
- **Connect to ESMIG Platform portal for T2**



A2A connectivity test 1/2

- Completed
- Network configuration (same as TIPS)
- WIP
- Join A2A.UTEST.T2 domain (done)
 - BCL approval
 - ESMIG Operator approval
 - SIA XS configuration



A2A connectivity test 2/2

To be completed

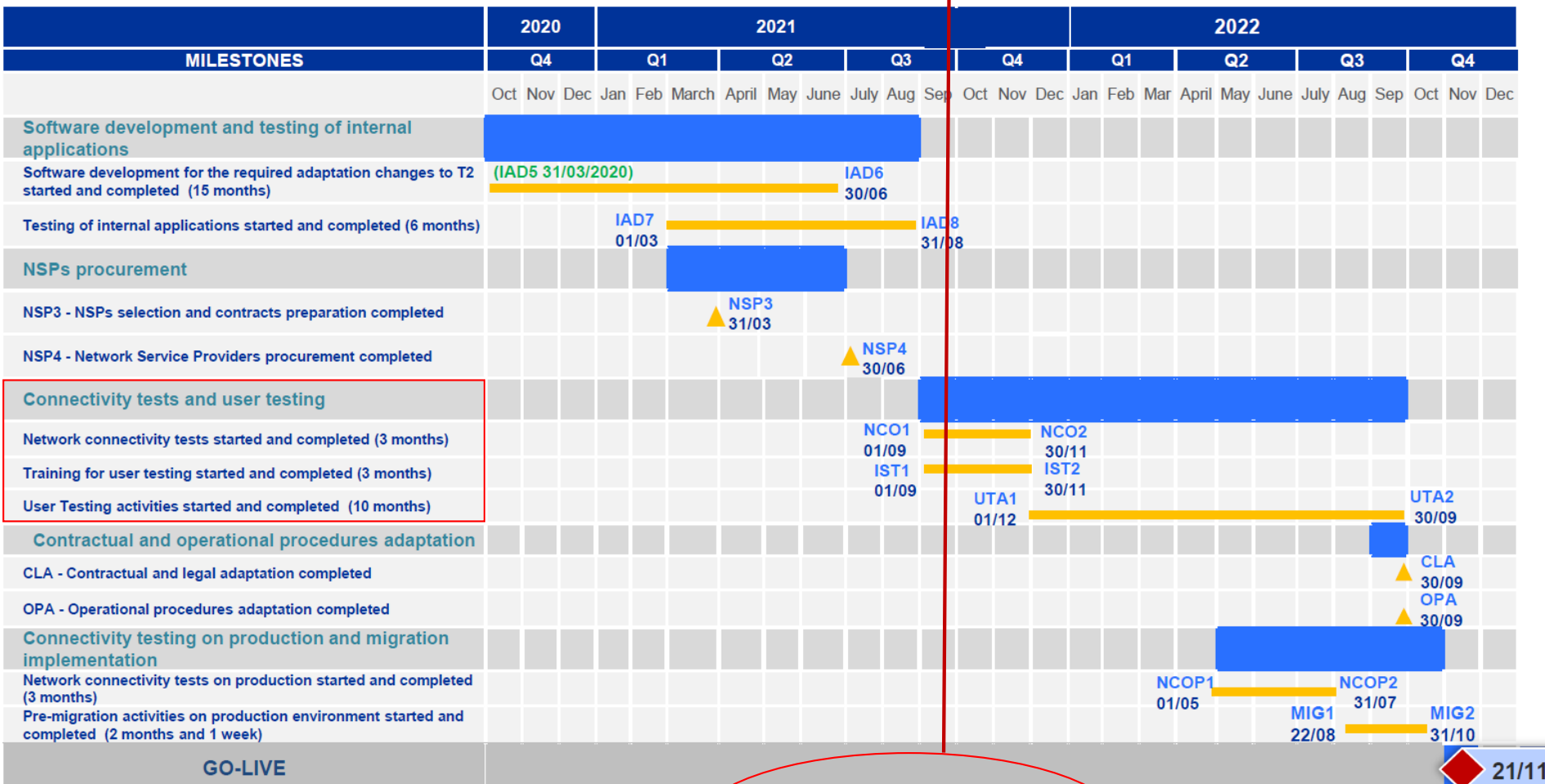
- Customer application integration with MSX/QRX/FTX/VAX services
- Customer business application setup
 - **A2A Non repudiation certificates**
 - **A2A BLS Certificates**
 - **Lau Key**
- SIAnet XS application setup
- **Send a message to the ESMIG T2 Platform**

END DOCUMENT



4. Planning

ECB Key milestones



Connectivity
Training
Testing

ECB Key milestones

Next steps – Wrap up

- **Set-up your connectivity and send proofs to the BCL.**
- **Fill in your test registration form and send it to the BCL (to be further explained in the next session)**
- **BCL will then extract your data and prepare migration files to create your static data on the UTEST environment with the help of ECB and the service desk**
- **You are invited to send your test registration form by the 15th of November. Your data will be migrated and your profile created on the platform in December and you will access User Testing environment first.**
- **If you provide your test registration form after the 15th of November, you will be created in January in the next batch. The final deadline to provide your form is the 30th of November.**
- **Once your party created on the platform, your administrator user can create business users and assign them with role and privileges. Then, the business users can start the testing.**

Event Closure

Any questions ?